




BELGARD  
PAVES THE WAY





# SHOP BY COLLECTION



## METROPOLITAN

Smooth finish. Straight lines.

Artforms™ Panel System.....p. 12  
Pavers.....p. 16  
Walls.....p. 54



## LEGACY

Soft edges. Split face.

Pavers.....p. 36  
Walls.....p. 66



## NATURAL

Look of slate and worn stone. Sculpted.

Pavers.....p. 24  
Walls.....p. 56



## PORCELAIN

High-definition. Unbeatable durability.

Pavers.....p. 44  
Customize Your Space.....p. 80



## HERITAGE

Antiqued. Tumbled.

Pavers.....p. 34  
Walls.....p. 62




## ENVIRONMENTAL

Permeable. Eco-Friendly.

Pavers.....p. 40

# SHOP BY APPLICATION



## 14 PAVERS

Metropolitan.....p. 16  
Natural.....p. 24  
Heritage.....p. 34  
Legacy.....p. 36  
Environmental.....p. 40  
Porcelain.....p. 44

## 50 WALLS

Metropolitan.....p. 54  
Natural.....p. 56  
Heritage.....p. 62  
Legacy.....p. 66


## 72 CUSTOMIZE YOUR SPACE

Artforms™ Panel System.....p. 12  
Caps, Coping, Columns & Curbs.....p. 74  
Steps.....p. 82  
Elements.....p. 84  
Fire Features.....p. 86  
Lighting.....p. 94  
Paver Restoration.....p. 96



# YOUR NEW OUTDOOR ROOM AWAITS

You've been dreaming about it. Get inspiration. Get design tips. Then, get ready to start living!



Composite Decking



Planter

Outdoor Room



- Living
- Office
- Kitchen
- Dining
- Garden
- Decking



TERRARIUM

MARIGOLD

JETSET

[Beldgard.com/Rooms](https://Belgard.com/Rooms)

Borders







METROPOLITAN FIRE PIT LIVING ROOM 6A



METROPOLITAN OFFICE SPACE 3A



NATURAL KITCHEN 5A



NATURAL DINING ROOM 1A



METROPOLITAN KITCHEN 10A

# BELGARD ROOMS

BROUGHT TO YOU BY  
BELGARD DESIGN STUDIO


## SHOP BY ROOM

### A NEW WAY TO DESIGN YOUR SPACE

With over 100 designs to choose from, Belgard Rooms can help you plan the ideal backyard addition. Choose from a variety of room sizes, styles and design features. Each room is designed to work alone or seamlessly pair with other rooms within the portfolio. For total backyard transformations, browse our library of beautifully coordinated Multi-Room Spaces.

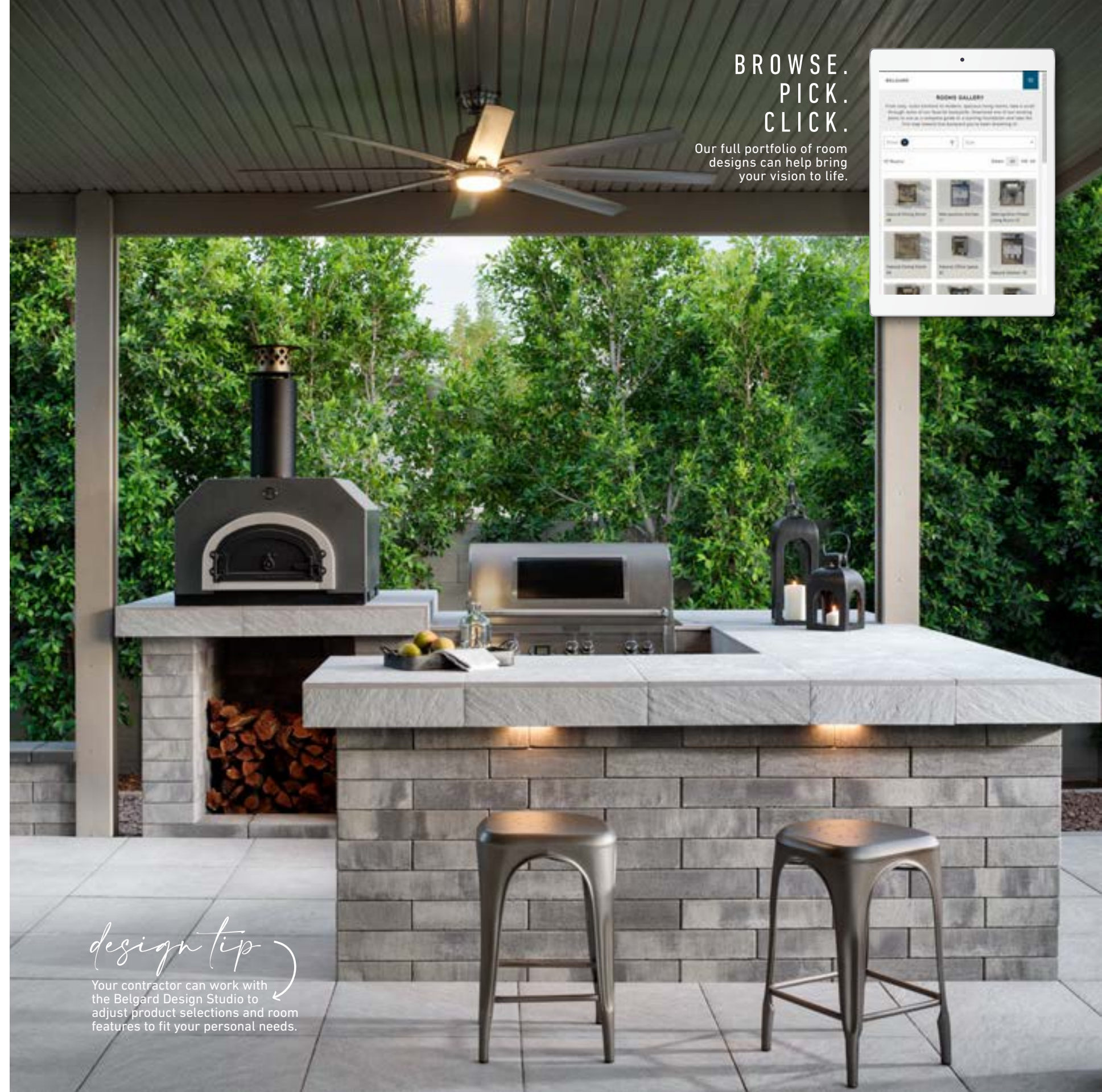
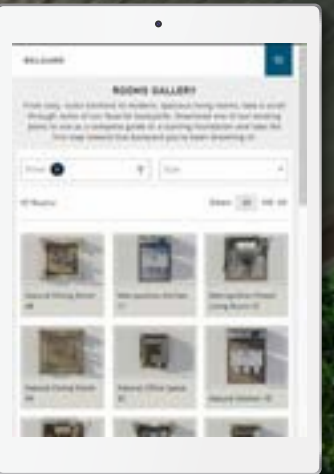
VIEW THE GALLERY AND BROWSE ANIMATED TOURS AT [Belgard.com/Rooms](http://Belgard.com/Rooms)

SEE ROOMS  
COME TO LIFE



BROWSE.  
PICK.  
CLICK.

Our full portfolio of room designs can help bring your vision to life.



*design tip*  
Your contractor can work with the Belgard Design Studio to adjust product selections and room features to fit your personal needs.





2020

2021

2018

2019

2016

2017

HGTV  
**DREAM HOME**  
PROUD SPONSOR 2022

# ROOM *to* DREAM

7 YEARS OF INSPIRING OUTDOOR  
LIVING DREAMS TOGETHER

Our long-term sponsorship of the HGTV® Dream Home means collaborating with top design professionals to create trend-forward outdoor spaces that inspire millions of homeowners. **Visit [Beldgard.com/HGTVDreamHome](http://Belgard.com/HGTVDreamHome)**

HGTV, HGTV Dream Home, HGTV Dream Home Giveaway and their associated logos are trademarks of Discovery or its subsidiaries and affiliates. All rights reserved. Photos © 2021 Discovery or its subsidiaries and affiliates. All rights reserved.



# COLOR

Keep the surrounding space in mind when choosing hardscape colors. Monochromatic and neutral tones can create a sleek, contemporary look. Whereas, contrasting hues work well for creating intricate eye-catching designs.Accessorize with our color of the year to complete your space.

2022



**JETSET**  
Belgard's Color of the Year

*Jetset is an energizing hue, full of optimism and the promise of a glorious day*



2020



TERRARIUM

2021



MARIGOLD

*Our previous colors of the year will still be seen in this year's accessory color palette. For a more subdued look, pull from the soft greens of 2020. For an energized feel, sprinkle in pops of Marigold.*

# TEXTURE

Texture plays an integral role in outdoor living design. The textures chosen can add a dimensional aspect, a time-worn aesthetic or an element of sophistication.



SLATE / RUSTIC



SCULPTED



COBBLED



DIMPLED



SMOOTH / GRANA



STANDARD



DISTRESSED



TUMBLED

# SCALE

Depending on the design goals, the shape and size of a paver can help make an outdoor space look more cozy, more open and contemporary, or more in harmony with the surrounding environment.



4" X 8"  
HOLLAND STONE

5" X 11 1/4"  
MELVILLE™ PLANK



6" X 12"  
DIMENSIONS™



15 1/2" X 11 1/4"  
MEGA-ARBEL™




15 1/4" X 23 3/4"  
TURFSTONE™





METROPOLITAN



NATURAL



HERITAGE



LEGACY



ENVIRONMENTAL



PORCELAIN

# COLLECTIONS

BY BELGARD®

Organized by texture and style, each collection offers coordinated looks that pair well together or can be mixed and matched for a unique design.





METROPOLITAN COLLECTION



SPECIAL ORDER

# ARTFORMS™

Artforms simplifies the design of contemporary outdoor living spaces. This unique modular panel system offers sleek lines and rich color blends to create eye-catching outdoor kitchens and limitless outdoor living features.

VISIT [Belgard.com/Artforms](http://Belgard.com/Artforms) FOR MORE INSPIRATION

HGTV DREAM HOME PROUD SPONSOR 2022

[Belgard.com/HGTVdreamhome](http://Belgard.com/HGTVdreamhome)



6 x 36

18 x 36





slate • smooth • tumbled



**METROPOLITAN**

**18**  
Dimensions™ 6

**19**  
Dimensions™ 12

**20**  
Dimensions™ 18

**22**  
Dimensions™ Accent

**NATURAL**

**26**  
Origins™ 6

**28**  
Origins™ 12

**30**  
Origins™ 18

**31**

Origins™ Accent

**32**

Mega-Arbel® Patio Slab

**HERITAGE**

**34**

Dublin Cobble®

**LEGACY**

**36**

London Cobble

**38**

Holland Stone

**ENVIRONMENTAL**

**40**

Aqualine™

**42**

Eco Bay II

**43**

Turfstone™

**PORCELAIN**

**44**

Quarziti 2.0

**46**

Noon

**48**

Glocal

**PORCELAIN PAVER LEGEND**



**PAVERS**



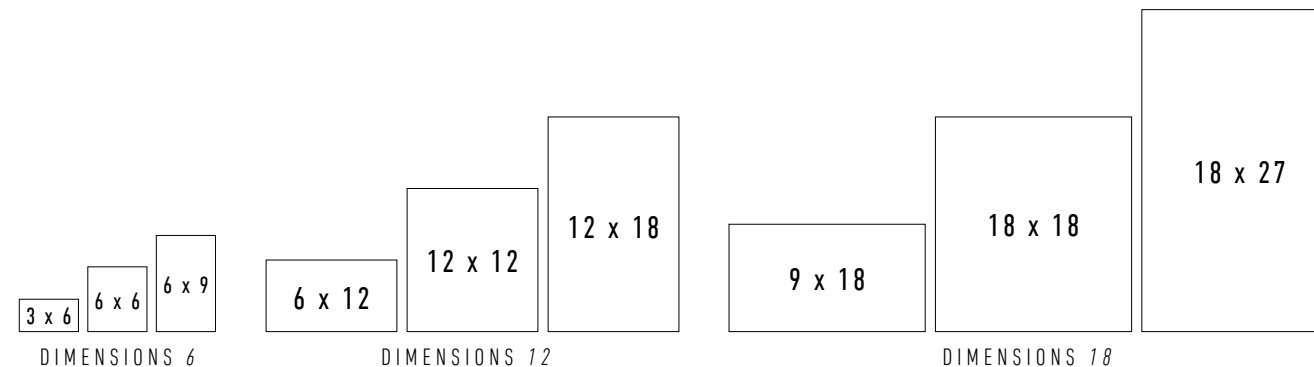
METROPOLITAN  
COLLECTION



# DIMENSIONS™

Simplify design and installation with modular Dimensions pavers. Dimensions are sized in true 3" increments and can be easily paired with Origins (page 24) to add a contrasting texture to your design.

VISIT [Beldgard.com/Simple](http://Belgard.com/Simple)  
FOR MORE INSPIRATION





# DIMENSIONS™ 6

PAVER / 60MM




# DIMENSIONS™ 12

PAVER & SLAB / 60MM



### CROFTON SERIES



DANVILLE BLEND

MOUNTAIN MIST

SABLE BLEND

### CROFTON SERIES




DANVILLE BLEND

MOUNTAIN MIST

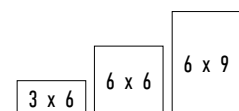
SABLE BLEND

### RICHMOND SERIES

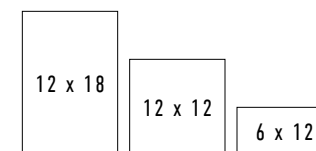


CHESWICK

SANDBRIDGE



*design tip*  
Protect your investment with sealant. See page 96





HGTV  
**DREAM HOME**  
PROUD SPONSOR 2022

[Belgard.com/HGTVdreamhome](http://Belgard.com/HGTVdreamhome)

# DIMENSIONS™ 18

SLAB / 60MM



9 x 18

18 x 18

18 x 27

## CROFTON SERIES



DANVILLE BLEND



MOUNTAIN MIST



SABLE BLEND








# DIMENSIONS™

ACCENT / 60MM



### CROFTON SERIES



SABLE BLEND

### RICHMOND SERIES



CHOCOLATE



MIDNIGHT

6 x 9

# FINISH YOUR SPACE

For a cohesive look, add walls to your space with these coordinating products from the **Metropolitan Collection**.

## WALLS



MELVILLE™ WALL PG. 54

## FEATURES



ARTFORMS™ PG. 12





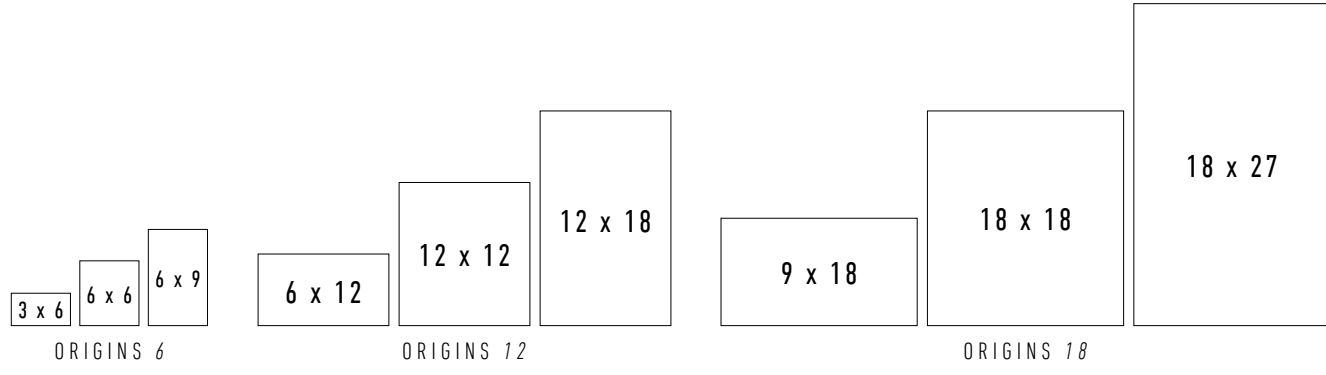
NATURAL COLLECTION 



# ORIGINS™

Simplify design and installation with modular Origins pavers. Origins are sized in true 3" increments and can be easily paired with Dimensions (page 16) to add a contrasting texture to your design.

VISIT [Belgard.com/Simple](http://Belgard.com/Simple) FOR MORE INSPIRATION





*design tip*

Use with composite decking for a striking look.  
Visit [MoistureShield.com](http://MoistureShield.com)

# ORIGINS™ 6

PAVER / 60MM



- 3 x 6
- 6 x 6
- 6 x 9


## CROFTON SERIES



DANVILLE BLEND



MOUNTAIN MIST



SABLE BLEND

## RICHMOND SERIES



JAMES RIVER



JEFFERSON



POTOMAC





# ORIGINS™ 12

PAVER & SLAB / 60MM



6 x 12

12 x 12

12 x 18


### CROFTON SERIES



DANVILLE BLEND



MOUNTAIN MIST



SABLE BLEND

### RICHMOND SERIES



JAMES RIVER



JEFFERSON



POTOMAC








# ORIGINS™ 18

SLAB / 60MM



# ORIGINS™

ACCENT / 60MM



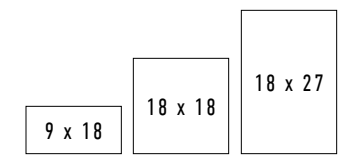
### CROFTON SERIES



DANVILLE BLEND

MOUNTAIN MIST

SABLE BLEND



### CROFTON SERIES



CHARCOAL

### RICHMOND SERIES



CHOCOLATE

JAMES RIVER

JEFFERSON

MIDNIGHT








# MEGA-ARBEL®

PATIO SLAB / 60MM



## CROFTON SERIES



SABLE BLEND



# FINISH YOUR SPACE

For a cohesive look, add walls or finishing touches to your space with these coordinating products from the **Natural Collection**.

## WALLS



ASHLAR TANDEM® PG. 56




BELAIR WALL® PG. 58



DIAMOND PRO® PS QUARRIED FACE PG. 60

## FEATURES



LANDINGS™ STEP PG. 82



HENLEY COLLECTION™ PIER CAP PG. 74





# DUBLIN COBBLE<sup>®</sup>


PAVER / 60MM



FOSSIL BEIGE



SABLE BLEND



# FINISH YOUR SPACE

For a cohesive look, add walls or finishing touches to your space with these coordinating products from the **Heritage Collection**.

## WALLS



CELTIK<sup>®</sup> PG. 62



WESTON STONE<sup>™</sup> PG. 64

## FEATURES



WESTON STONE<sup>™</sup> FIRE PIT KIT PG. 90



WESTON STONE<sup>™</sup> TRADITIONAL FIREPLACE PG. 91





# LONDON COBBLE

PAVER / 60MM



3 x 6

6 x 6

6 x 9

6 x 9

*\*Accent colors only available in 6x9*

### CROFTON SERIES



FOSSIL BEIGE



SABLE BLEND




CHARCOAL ACCENT\*

### RICHMOND SERIES



CHESAPEAKE




JAMES RIVER




JEFFERSON



POTOMAC



CHOCOLATE ACCENT\*





MIDNIGHT ACCENT\*







# HOLLAND STONE PAVER / 60MM




CROFTON SERIES


RICHMOND SERIES



LIBERTY BLEND



SABLE BLEND




JAMES RIVER

3<sup>15</sup>/<sub>16</sub> x 7<sup>7</sup>/<sub>8</sub>


## FINISH YOUR SPACE

For a cohesive look, add walls or finishing touches to your space with these coordinating products from the **Legacy Collection**.

### WALLS



DIAMOND® 10DS PG. 66



DIAMOND PRO STONE CUT® PG. 71



HIGHLAND STONE® PG. 68

### FEATURES



HIGHLAND STONE® FIRE PIT KIT PG. 93



CURBSTONE PG. 79



MARINA™ COPING PG. 76






# AQUALINE™

PAVER / 80MM



4 1/2 x 9

CROFTON SERIES



SABLE BLEND








# ECO BAY II


PAVER / 80MM



Swatch represents product color only, not surface texture. RICHMOND SERIES



JAMES RIVER

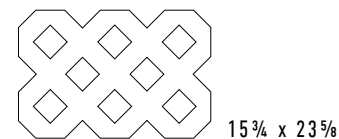


# TURFSTONE™

PAVER / 80MM



GRAY





# QUARZITI 2.0

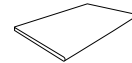
STONE FINISH



24 x 24

24 x 48

Only available in Glacier.



11.75 x 23.5

MIRAGE  
Porcelain. Design. Sustainability.



v3  
GLACIER  
QR 01 NAT



v3  
MOUNTAINS  
QR 02 NAT



v3  
WATERFALL  
QR 03 NA



v3  
RIVER  
QR 04 NAT



v3  
MANTLE  
QR 05 NAT





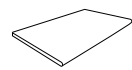
# NOON

WOOD FINISH



**MIRAGE**  
Porcelain. Design. Sustainability.

8 x 48 available in Crofton, 12 x 48 available in Richmond



11.75 x 23.5

8  
x  
48

12  
x  
48



**v4**  
DAYLIGHT  
NN 01 ST



**v4**  
EMBER  
NN 02 ST




**v3**  
HONEY  
NN 03 ST







# GLOCAL CONCRETE FINISH



**V2** IDEAL  
6C 03

24 X 24

# FINISH YOUR SPACE

For a cohesive look, add walls or finishing touches to your space with these coordinating products from the **Porcelain Collection**.

## UNICO



UNICO PG. 80

## VENEER



SEE [BELGARD.COM/VENEER](http://BELGARD.COM/VENEER) FOR STYLES & COLORS







*freestanding • retaining • garden*



**METROPOLITAN**

**54**  
Melville™ Wall

**NATURAL**

**56**  
Ashlar Tandem™

**58**  
Belair Wall®

**60**  
Diamond Pro® PS  
Quarried Face

**HERITAGE**

**62**  
Celtik® Wall

**64**  
Weston Stone™

**LEGACY**

**66**  
Diamond® 10DS

**68**  
Highland Stone®

**70**  
Aspen Stone®

**71**  
Diamond Pro Stone Cut®

**WALLS**



# FOR JOBS BIG & SMALL

Look for this seal to know your freestanding or retaining wall is backed by the foremost experts in the industry.



Whether 4 feet high or 100 feet high, build with the best.

## INSTALLATION FLEXIBILITY

Option of rear-lip or pin system allows contractors to choose their preferred installation method.

REAR-LIP SYSTEM

PIN SYSTEM

## MULTIPLE STONE-TEXTURED FACE OPTIONS

The Diamond® Wall System is the gold standard for residential retaining walls.

### DIAMOND PRO®

Diamond Pro Retaining Wall System was created out of the need for a reliable commercial use wall product.

1996



Available in straight face, beveled face styles & a corner unit with a 4" matching split face cap.

### DIAMOND PRO STONE CUT®

New crunch technology created to offer a more natural split-stone look.

1999




Available in solid, virtual joint face styles & a corner unit.

### DIAMOND PRO® PS

New pin system wall lines launched to offer contractors multiple installation options.

2016



Available in Beveled Face, Victorian Face & Virtual Joints.

### DIAMOND PRO® QUARRIED FACE

New face style launched that features the look of sculpted or chiseled quarried stone.

2018



Available with a corner unit and 4" matching sculpted face cap.

### DIAMOND PRO® SMOOTH FACE

New smooth face style launched to coordinate with contemporary outdoor living design trends.

2020



Available with a corner unit. 4" matching smooth face cap.

## DIAMOND PRO® SERIES

For decades, the Diamond Pro Series has been the most trusted retaining wall system in the industry, preferred by engineers and contractors alike.

VISIT [Beldgard.com/DiamondPro](http://Belgard.com/DiamondPro) FOR MORE STYLES AND COLORS



QUARRIED FACE

STONE CUT

VICTORIAN FACE

SMOOTH FACE



# MELVILLE™


FREESTANDING / RETAINING WALL




INTEGRATE MELVILLE CAP FOR A MULTIDIMENSIONAL LOOK



10 x 20 x 4



13 x 20 x 2\* *Can be used as a cap and/or wall block*



CHESWICK



SANDBRIDGE





COMING SOON

# ASHLAR TANDEM™

FREESTANDING / RETAINING WALL

Coming Mid-2022



7 x 13<sup>3</sup>/<sub>16</sub> x 2<sup>5</sup>/<sub>8</sub> | 7 x 15<sup>13</sup>/<sub>16</sub> x 2<sup>5</sup>/<sub>8</sub> | 7 x 18<sup>7</sup>/<sub>16</sub> x 2<sup>5</sup>/<sub>8</sub> For caps and construction pieces see page 112




JEFFERSON





# BELAIR WALL®

6" FREESTANDING / RETAINING WALL



6 x 8 / 6 x 11 | 6 x 16 / 14 x 11 See cap on page 112

## CROFTON SERIES



DANVILLE BLEND



SABLE BLEND





# DIAMOND PRO<sup>®</sup> PS

QUARRIED FACE  
8" RETAINING WALL



See cap on page 114

8 x 18 x 12

## CROFTON SERIES



BELLA



SABLE BLEND




COORDINATING  
WALL CAP AVAILABLE






# CELTIK<sup>®</sup>

FREESTANDING / RETAINING WALL



  
6 x 8<sup>7</sup>/<sub>8</sub> x 6<sup>7</sup>/<sub>8</sub> | 6 x 8<sup>7</sup>/<sub>8</sub> x 10<sup>7</sup>/<sub>16</sub> | 6 x 8<sup>7</sup>/<sub>8</sub> x 13<sup>9</sup>/<sub>16</sub> | 6 x 8<sup>7</sup>/<sub>8</sub> x 17<sup>1</sup>/<sub>16</sub>

## CROFTON SERIES



BELLA



FOSSIL BEIGE



SABLE BLEND

*design tip*  
 Illuminate your space.  
See page 94





# WESTON STONE™

FREESTANDING / RETAINING WALL



4 x 12 x 8

### CROFTON SERIES



FOSSIL BEIGE



SABLE BLEND

### RICHMOND SERIES



CHESAPEAKE



JAMES RIVER





# DIAMOND 10DS

RETAINING WALL



See XL cap & corner on page 114

6 x 17 1/4 x 10

## RICHMOND SERIES



CHESAPEAKE



JAMES RIVER



JEFFERSON




COORDINATING  
WALL CAP AVAILABLE





# HIGHLAND STONE®

FREESTANDING / RETAINING WALL



COORDINATING WALL CAP AVAILABLE



6 x 6 / 4 x 9 | 6 x 12 / 10 x 9 | 6 x 18 / 16 x 9 See XL cap and corner on page 115



CHESAPEAKE



JAMES RIVER



JEFFERSON



POTOMAC







# ASPEN STONE<sup>®</sup>

RETAINING WALL



RICHMOND SERIES



CHESAPEAKE



JAMES RIVER

4 x 11<sup>5</sup>/<sub>8</sub> x 7

# DIAMOND PRO STONE CUT<sup>®</sup>

RETAINING WALL



CROFTON SERIES



BRITTANY BLEND

*Crofton Series available in pin system*



SABLE

8 x 18 x 12

*See cap on page 114*



RICHMOND SERIES



CHESAPEAKE



JAMES RIVER







#### **CAPS, COPING, COLUMNS & CURBS**

- 74**  
Henley Collection™  
Pier Cap
- 75**  
Column Caps
- 76**  
Marina™ Coping
- 77**  
Coping Stone
- 78**  
Highland Stone®  
Column Kit
- 79**  
Curbstone
- 80**  
Unico

#### **STEPS**

- 82**  
Landings™ Step
- 83**  
Landscape Step

#### **ELEMENTS**

**84**

#### **FIRE FEATURES**

- 86**  
Bordeaux™ Series
- 88**  
Bristol™ Series
- 90**  
Weston Stone™  
Fire Pit Kit

**91**

Weston Stone™  
Traditional Fireplace

**92**

Aspen Stone® Fire Pit Kit

**93**

Highland Stone®  
Fire Pit Kit

#### **LIGHTING**

**94**

#### **PAVER RESTORATION**

**96**

*accents • features • accessories*



**CUSTOMIZE YOUR SPACE**





# HENLEY COLLECTION™

PIER CAP



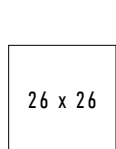
### CROFTON SERIES



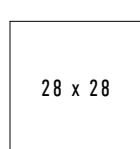
CHARCOAL



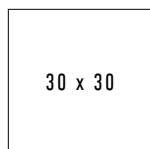
OAK



26 x 26



28 x 28



30 x 30

# COLUMN CAPS

FLAT ROCK FACE, LIGHT TOP ROCK FACE, PEAKED ROCK FACE



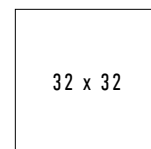
### RICHMOND SERIES



BROWN



GRAY



32 x 32

See page 116 for product silos







# MARINA™

COPING / 60MM




CROFTON SERIES



CHARCOAL



FOSSIL BEIGE



SABLE BLEND


5<sup>15</sup>/<sub>16</sub> x 11<sup>13</sup>/<sub>16</sub>

# COPING STONE

COPING / 60MM



RICHMOND SERIES



CHESAPEAKE



CHOCOLATE



JAMES RIVER



JEFFERSON



MIDNIGHT

9 x 12







# HIGHLAND STONE<sup>®</sup>

## COLUMN KIT



**ONE COLUMN KIT**  
Makes one 27 x 27 x 60" column

### RICHMOND SERIES



CHESAPEAKE



JAMES RIVER



JEFFERSON



POTOMAC


6 x 18

# CURBSTONE

## CURB



### RICHMOND SERIES



CHESAPEAKE



JAMES RIVER

8 x 8





# UNICO COPING



11.75 x 23.5



## NOON



**v4** DAYLIGHT  
NN 01 ST



**v4** EMBER  
NN 02 ST



**v3** HONEY  
NN 03 ST

## QUARZITI 2.0



**v3** GLACIER  
QR 01 NAT



**v3** MOUNTAINS  
QR 02 NAT



**v3** WATERFALL  
QR 03 NA



**v3** RIVER  
QR 04 NAT



**v3** MANTLE  
QR 05 NAT








Belgard.com/HGTVdreamhome

# LANDINGS™ STEP



CROFTON SERIES



CHARCOAL



TAN

48 x 18 x 6

# LANDSCAPE STEP



RICHMOND SERIES



BROWN



GRAY

48 x 16 x 6







HGTV  
**DREAM HOME**  
2022  
PROUD SPONSOR

**DOUBLE BURNER**  
Provides the convenience of range top cooking and grilling simultaneously

**32" PRO GRILL**  
Also available in 40" - liquid propane or natural gas

**DOUBLE DRAWERS**  
Extra storage for cooking accessories

**DOUBLE DOORS**  
Convenient access to your island, utilities, and grill



**PLUS**  
SHOP PRE-BUILT FIRE FEATURES ON THE FOLLOWING PAGES  
See pages 86-93

# ELEMENTS

Outdoor Essentials for Belgard

Complete your project with essential finishing touches designed to work seamlessly with a variety of Belgard products. Elements enhance both beauty and functionality for better outdoor living.



**NEW**  
**LINEAR FIRE PIT INSERT**  
with Artforms™ Modular System

VISIT [Belgard.com/Elements](https://Belgard.com/Elements) FOR THE FULL PRODUCT OFFERING

## Outdoor Cooking



Grills, ovens, & burners available online to outfit all outdoor cooking styles

## Storage




Refrigeration, doors & drawers available online for every access or storage need

## Bar & Sink



Bar prep & sinks available online in multiple styles and sizes

## Accessories



Accessories available online for all outdoor cooking needs

## Fire Pit Kits



Gas insert kits available online in round, square, and linear shapes





# BORDEAUX™ SERIES

GRILL ISLAND & FIRE FEATURES



SIENNA / BUFF



PEWTER / MIDNIGHT



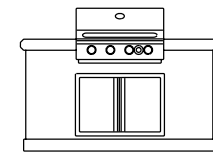
SIENNA / MIDNIGHT



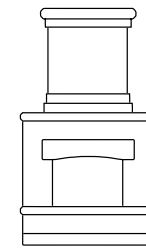
PEWTER / BUFF

*PLEASE NOTE: All of our fireplaces and fire pits come standard as wood-burning units. However, our fireplaces and fire pits can be retro-fitted for gas burning log sets and burners. Please contact us for more details at 877-235-4273.*

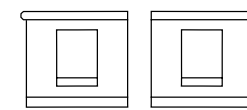
*Be sure to check with your local municipality for any codes that may affect your installation. Grill island includes stainless grill and door set. Grill is available in propane or natural gas. Must be specified when placing order.*



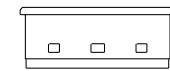
GRILL ISLAND  
2'6"D X 5'11"W X 3'5"H  
(Grill and doors included)



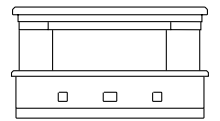
FIREPLACE  
2'7"D X 4'3"W X 7'8"H  
Also available in XL:  
Approximately 9 ft. tall



WOOD BOXES  
2'1½"D X 3'3"W X 3'1"H EACH  
Sold as a pair  
Also available in XL



LINEAR FIRE TABLE  
2'11"D X 6'2"W X 2'5"H



LINEAR FIREPLACE  
3'6½"D X 7'8"W X 4'5½"H





**SPECIAL ORDER** BRISTOL™ SERIES  
GRILL ISLAND & FIRE FEATURES




GASCONY TAN / ASHBURY HAZE



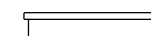
COTSWOLD MIST / BROOKSTONE SLATE



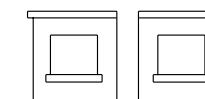
GRILL ISLAND  
3'D X 6'4"W X 4'4"H  
(Grill and doors included)



FIREPLACE  
3'D X 5'W X 9'3"H



HEARTH  
2'D X 5'W X 11"H



WOOD BOXES  
2'4"D X 3'W X 3'3"H EACH  
Sold as a pair

*PLEASE NOTE: All of our fireplaces and fire pits come standard as wood-burning units. However, our fireplaces and fire pits can be retro-fitted for gas burning log sets and burners. Please contact us for more details at 877-235-4273.*

*Be sure to check with your local municipality for any codes that may affect your installation. Grill island includes stainless grill and door set. Grill is available in propane or natural gas. Must be specified when placing order.*





*design tip*  
 Upgrade to a gas insert.  
 Visit [Belgard.com/Elements](http://Belgard.com/Elements)

# WESTON STONE™

## FIRE PIT KIT



ELEMENTS

### ROUND FIRE PIT:

Outside is 4'7" in diameter  
 Stacks up to 4 rows high  
 Metal ring insert included in the kit

### SQUARE FIRE PIT:

Outside is 4'10"  
 Stacks up to 4 rows high  
 Metal ring insert included in the kit

### CROFTON SERIES



FOSSIL BEIGE



SABLE BLEND

### RICHMOND SERIES



CHESAPEAKE



JAMES RIVER

4 x 8

4 x 12

See ring cap on page 119


4 x 8



8 PC RING CAP 66 x 12  
 Ring cap not included.

# WESTON STONE™

## TRADITIONAL FIREPLACE



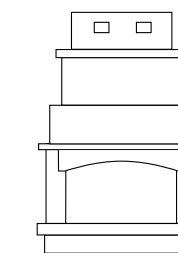
ELEMENTS



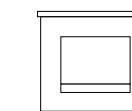
CHESAPEAKE



JAMES RIVER



FIREPLACE  
 4'4"D X 5'W X 8'4"H



WOOD BOX  
 2'4"D X 2'8"W X 2'11"H EACH

*PLEASE NOTE: All of our fireplaces and fire pits come standard as wood-burning units. However, our fireplaces and fire pits can be retro-fitted for gas burning log sets and burners. Please contact us for more details at 877-235-4273.*

*Be sure to check with your local municipality for any codes that may affect your installation.*





# ASPEN STONE® FIRE PIT KIT



**ROUND FIRE PIT:**  
Outside is 42" in diameter  
Inside is 28" in diameter  
Stacks up to 5 courses high (20" tall)  
*\*Ring cap, bowl, screen and poker sold separately.*

### RICHMOND SERIES



CHESAPEAKE



JAMES RIVER

4 x 11 5/8



3 PC RING CAP 47 x 10  
*Ring cap not included.*

# HIGHLAND STONE® FIRE PIT KIT



**ROUND FIRE PIT:**  
Outside is 63" in diameter  
Inside is 46" in diameter  
23 1/8" tall

### RICHMOND SERIES



JAMES RIVER



JEFFERSON

3 x 6

3 x 12



8 PC RING CAP 66 x 12  
*Ring cap not included.*





# LIGHT *up the* NIGHT



## BLUETOOTH® TRANSFORMERS

App based transformer allows for easy set-up and programming

Smart Bluetooth wireless landscape lighting transformer with a dashboard to check status and manually control the lights



150 & 300 Watt



➔ VISIT [Beldgard.com/Lighting](http://Belgard.com/Lighting)  
FOR THE FULL PRODUCT OFFERING

## LOW VOLTAGE PATHWAY LIGHTS\* for Pathways, Patio Edges & Flower Beds



Traditional Path Light



Classic Path Light



Modern Path Light



## ACCENT/SPOT LIGHTS\* for Plants, Trees, Houses & Landscape Features



Traditional Accent Light



High Power Accent Light



Wall Wash Light



## PAVER LIGHTS for Walkways



6-Inch



8-Inch



9-Inch



## HARDSCAPE LIGHTS for Steps & Walls



Traditional  
7-Inch

*Available in black, bronze and grey.*

## PILLAR LIGHTS for Pillars & Columns



Traditional Pillar Light



Modern Pillar Light



Noble Pillar Light

*\*Available in black and bronze finish*





# INSTALLATION & RESTORATION



Trusted and proven products that speed installation and keep outdoor spaces looking beautiful for years to come.



## JOINTING PRODUCTS



The smart choice for everyday installations

High-performance, the only real no haze, no dust alternative

No compaction – true alternative to mortar, stone dust and polymeric stone dust

Jointing compound under wet or dry conditions

## SEALERS



Matte finish

Enhanced color with satin finish

Natural color with satin finish

Enhanced color with gloss finish

## ADHESIVES



Hardscape foam adhesive

Vertical hardscape adhesive

## EDGING & ACCESSORIES



Edging & spacers

Edging material for finished look

Dry mudset for concrete overlays

## STAIN REMOVERS



Organic stain remover

Paint, tar and rubber remover

Rust remover

For motor oil and grease

Professional grade oil and grease remover for deeply set petroleum-based products

## CLEANERS



Paver restorer removes haze created by some polymeric sands

Paver Prep dislodges efflorescence and ground-in dirt





# DESIGN *ideas &* INSPIRATION



*Left: Origins™ 18 in Mountain Mist, Ashlar Tandem™ in Jefferson, Marina™ Coping in Sable Blend*  
*Top: Weston Stone™ Traditional Fireplace in Chesapeake, Weston Stone™ Wall in Chesapeake, London Cobble in Jefferson, London Cobble in Chesapeake*  
*Bottom: London Cobble in James River and Chocolate, Weston Stone™ Wall in James River, Weston Stone™ Fire Pit Kit in James River with Brown Cap, Coping Stone in Chocolate*







*Above: Origins™ 18 in Mountain Mist, Ashlar Tandem™ in Jefferson, Tru-Scapes Lighting*  
*Right: Celtik® Wall in Sable Blend, Weston Stone™ Fire Pit Kit in Sable Blend, Truscapes Lighting*  
*Right Top: Origins™ 12 in Jefferson, Highland Stone® Freestanding Wall in Jefferson, London Cobble in Chesapeake, Column Cap Rock Face Flat in Gray*  
*Right Bottom: London Cobble in Chesapeake, Marina™ Coping in Sable Blend*






*Weston Stone™ Wall in Chesapeake, Custom Water Feature, Coping Stone in James River, London Cobble in Jefferson and Chesapeake*



*Weston Stone™ Wall in Chesapeake, Coping Stone in Chesapeake, Dimensions™ 12 in Cheswick, Holland Stone in Sable Blend*



*London Cobble in Potomac, Marina™ Coping in Fossil Beige*



*Highland Stone® Retaining Wall in Chesapeake*



*Dimensions™ 12 in Mountain Mist, Diamond® 10DS in Chesapeake, Weston Stone™ Fire Pit Kit in Fossil Beige*





PAIRING  
*pavers with* DECKING



*design tip*

Mixing pavers with materials like composite decking can create a striking look.








# HARDSCAPE HEROES

## CONGRATULATIONS TO THE 2020-2021 WINNERS!


With the Hardscape Hero program, Belgard Contractors submit their work to compete for the monthly award. One winner is selected each month by a panel of hardscape professionals.




**ALBEMARLE WALLS & PAVERS**  
Wayne Long | Elizabeth City, NC




**SHERBEYN'S LANDSCAPE**  
Donald Sherbeyn | Culpeper, VA




**GREENFIELD LANDSCAPING**  
Justin Flagg | Ashland, VA




**SHERBEYN'S LANDSCAPE**  
Donald Sherbeyn | Culpeper, VA




**PRECISION PATIOS & POOLS**  
Nick Molter | Chesterfield, VA




**SHERBEYN'S LANDSCAPE**  
Donald Sherbeyn | Culpeper, VA




**ORIOLE LANDSCAPING**  
Andy Welch | Powhatan, VA




**LAND TECH GROUP OF VIRGINIA**  
Wayne Melancon | Lynchburg, VA



**NEW LEAF LANDSCAPING**  
Josh Bell | Ashland, VA



**ED'S LANDSCAPING**  
Darrell Rogers | Mechanicsville, VA



**FREDERICK LANDSCAPING**  
Pete Morrow | New Windsor, MD




**SOUTH SIDE SPECIALTIES**  
Jeremy South | Woodbridge, VA

To submit your projects to the Hardscape Hero Program, visit [Belgard.com/HardscapeHeroes](http://Belgard.com/HardscapeHeroes)



















## PAVERS PALLET INFORMATION / ESTIMATING CHART

AQUALINE™			SQFT/ PALLET	SQFT/ LAYER	LAYER/ PALLET	UNITS/ PALLET	WEIGHT/ PALLET
80MM		4½ x 9 x 3½	92	11.25	8	352	3170



  

DIMENSIONS™ 3-PIECE			SQFT/ PALLET	SQFT/ LAYER	LAYER/ PALLET	UNITS/ PALLET	WEIGHT/ PALLET
DIMENSIONS 6		3 x 6 x 2¾	20	2	10	160	-
		6 x 6 x 2¾	40	4	10	160	-
		9 x 6 x 2¾	60	6	10	160	-
<b>TOTAL</b>			<b>120</b>	<b>12</b>	<b>10</b>	<b>480</b>	<b>3175</b>
DIMENSIONS 12		6 x 12 x 2¾	20	2	10	40	-
		12 x 12 x 2¾	40	4	10	40	-
		18 x 12 x 2¾	60	6	10	40	-
<b>TOTAL</b>			<b>120</b>	<b>12</b>	<b>10</b>	<b>120</b>	<b>3205</b>
DIMENSIONS 18		9 x 18 x 2¾	22.5	2.25	10	20	-
		18 x 18 x 2¾	22.5	2.25	10	10	-
		27 x 18 x 2¾	67.5	6.75	10	20	-
<b>TOTAL</b>			<b>112.5</b>	<b>11.25</b>	<b>10</b>	<b>50</b>	<b>3025</b>
6 X 9		6 x 9 x 2¾	112.5	11.25	10	300	2985


## PAVERS PALLET INFORMATION / ESTIMATING CHART

DUBLIN COBBLE®			SQFT/ PALLET	SQFT/ LAYER	LAYER/ PALLET	UNITS/ PALLET	WEIGHT/ PALLET
3-PIECE MODULAR		2½ x 5½ x 2¾	20	2	10	160	-
		5½ x 5½ x 2¾	40	4	10	160	-
		5½ x 8¾ x 2¾	60	6	10	160	-
<b>TOTAL</b>			<b>120</b>	<b>12</b>	<b>10</b>	<b>480</b>	<b>3165</b>
6 X 9		5½ x 8¾ x 2¾	112.5	11.25	10	300	2980


  

ECO BAY II			SQFT/ PALLET	SQFT/ LAYER	LAYER/ PALLET	UNITS/ PALLET	WEIGHT/ PALLET
REC. 80MM		4½ x 9 x 3½	90.25	11.28	8	288	-
SQ. 80MM		4¾ x 4¾ x 3¾	10.03	1.25	8	64	-
<b>TOTAL</b>			<b>100.28</b>	<b>12.535</b>	<b>8</b>	<b>352</b>	<b>3170</b>






GLOCAL		GROSS WEIGHT / BOX	PIECES / BOX	SQFT / BOX	BOXES / FULL PALLET	SQFT / PALLET	PALLET GROSS WEIGHT
24 X 24		23.54 x 23.54 x ¾	33 kg / 72 lbs	2	7.75	30	232.5
							980 kg / 2160 lbs



  




HOLLAND STONE			SQFT/ PALLET	SQFT/ LAYER	LAYER/ PALLET	UNITS/ PALLET	WEIGHT/ PALLET
60MM		3½ x 7¾ x 2¾	120	12	10	540	3120







## PAVERS PALLET INFORMATION / ESTIMATING CHART









 LONDON COBBLE			SQFT/ PALLET	SQFT/ LAYER	LAYER/ PALLET	UNITS/ PALLET	WEIGHT/ PALLET
3-PIECE MODULAR		3 x 6 x 2 <sup>3</sup> / <sub>8</sub>	20	2	10	160	-
		6 x 6 x 2 <sup>3</sup> / <sub>8</sub>	40	4	10	160	-
		6 x 9 x 2 <sup>3</sup> / <sub>8</sub>	60	6	10	160	-
<b>TOTAL</b>			<b>120</b>	<b>12</b>	<b>10</b>	<b>480</b>	<b>3090</b>
6 X 9		6 x 9 x 2 <sup>3</sup> / <sub>8</sub>	112.5	12	10	300	2940




 MEGA-ARBEL® PATIO SLAB			SQFT/ PALLET	SQFT/ LAYER	LAYER/ PALLET	UNITS/ PALLET	WEIGHT/ PALLET
60MM		15 <sup>3</sup> / <sub>8</sub> x 21 x 2 <sup>3</sup> / <sub>8</sub>	104.4	8.7	12	352	3170




 NOON			GROSS WEIGHT / BOX	PIECES / BOX	SQFT / BOX	BOXES / FULL PALLET	SQFT / PALLET	PALLET GROSS WEIGHT
8 X 48		7.64 x 47.17 x 3/4	21 kg / 46 lbs	2	5.06	30	151.8	642 kg / 1415 lbs
12 X 48		11.73 x 47.17 x 3/4	34 kg / 74 lbs	2	7.75	36	279	1208 kg / 2664 lbs

 ORIGINS™ 3-PIECE			SQFT/ PALLET	SQFT/ LAYER	LAYER/ PALLET	UNITS/ PALLET	WEIGHT/ PALLET
ORIGINS 6		3 x 6 x 2 <sup>3</sup> / <sub>8</sub>	20	2	10	160	-
		6 x 6 x 2 <sup>3</sup> / <sub>8</sub>	40	4	10	160	-
		9 x 6 x 2 <sup>3</sup> / <sub>8</sub>	60	6	10	160	-
<b>TOTAL</b>			<b>120</b>	<b>12</b>	<b>10</b>	<b>480</b>	<b>3165</b>

## PAVERS PALLET INFORMATION / ESTIMATING CHART







 ORIGINS™ 3-PIECE CON'T			SQFT/ PALLET	SQFT/ LAYER	LAYER/ PALLET	UNITS/ PALLET	WEIGHT/ PALLET
ORIGINS 12		6 x 12 x 2 <sup>3</sup> / <sub>8</sub>	20	2	10	40	-
		12 x 12 x 2 <sup>3</sup> / <sub>8</sub>	40	4	10	40	-
		18 x 12 x 2 <sup>3</sup> / <sub>8</sub>	60	6	10	40	-
<b>TOTAL</b>			<b>120</b>	<b>12</b>	<b>10</b>	<b>120</b>	<b>3205</b>
ORIGINS 18		9 x 18 x 2 <sup>3</sup> / <sub>8</sub>	22.5	2.25	10	20	-
		18 x 18 x 2 <sup>3</sup> / <sub>8</sub>	22.5	2.25	10	10	-
		27 x 18 x 2 <sup>3</sup> / <sub>8</sub>	67.5	6.75	10	20	-
<b>TOTAL</b>			<b>112.5</b>	<b>11.25</b>	<b>10</b>	<b>50</b>	<b>2950</b>
6 X 9		6 x 9 x 2 <sup>3</sup> / <sub>8</sub>	112.5	11.25	10	300	2985


 QUARZITI 2.0			GROSS WEIGHT / BOX	PIECES / BOX	SQFT / BOX	BOXES / FULL PALLET	SQFT / PALLET	PALLET GROSS WEIGHT
24 X 24		23.54 x 23.54 x 3/4	33 kg / 72 lbs	2	7.75	30	232.5	980 kg / 2160 lbs
24 X 48		23.54 x 47.17 x 3/4	34 kg / 74 lbs	1	7.75	35	271.25	1189 kg / 2621 lbs





 TURFSTONE™			SQFT/ PALLET	SQFT/ LAYER	LAYER/ PALLET	UNITS/ PALLET	WEIGHT/ PALLET
80MM CROF		15 <sup>3</sup> / <sub>4</sub> x 23 <sup>3</sup> / <sub>8</sub> x 3 <sup>1</sup> / <sub>8</sub>	107	13.375	8	40	2900
80MM RICH		15 <sup>3</sup> / <sub>4</sub> x 23 <sup>3</sup> / <sub>8</sub> x 3 <sup>1</sup> / <sub>8</sub>	130	13	10	50	2900







## WALLS PALLET INFORMATION / ESTIMATING CHART





ASHLAR TANDEM™			SQFT/ PALLET	SQFT/ LAYER	LAYER/ PALLET	UNITS/ PALLET	WEIGHT/ PALLET
UNIT 1		7 x 13½ x 3	-	-	-	-	-
UNIT 2		7 x 15½ x 3	-	-	-	-	-
UNIT 3		7 x 18⅞ x 3	-	-	-	-	-
<b>TOTAL</b>			<b>70</b>	<b>11.67</b>	<b>6</b>	<b>90</b>	<b>1916</b>
CAP		15 x 24 x 3¼	25	6.25	4	32	2912
COLUMN CAP		24 x 24 x 3¼	-	-	4	16	2352
MODULAR BLOCK		7⅞ x 7⅞ x 7⅞	49.29	-	4	128	2816





ASPEN STONE®			SQFT/ PALLET	SQFT/ LAYER	LAYER/ PALLET	UNITS/ PALLET	WEIGHT/ PALLET
BLOCK		4 x 11⅞ x 7	33	6.6	5	100	2211


BELAIR WALL®			SQFT/ PALLET	SQFT/ LAYER	LAYER/ PALLET	UNITS/ PALLET	WEIGHT/ PALLET
6" FSW		6 x 8 / 6 x 11	6	2	3	18	-
		6 x 16 / 14 x 11	12	4	3	18	-
<b>TOTAL</b>			<b>18</b>	<b>6</b>	<b>3</b>	<b>36</b>	<b>1644</b>
6" SRW		6 x 8 x 8	10	3.33	3	30	-
		6 x 16 x 8	10 / 10	6.66	3	30	-
<b>TOTAL</b>			<b>30</b>	<b>10</b>	<b>3</b>	<b>60</b>	<b>2398</b>

## WALLS PALLET INFORMATION / ESTIMATING CHART

BELAIR WALL® CON'T			SQFT/ PALLET	SQFT/ LAYER	LAYER/ PALLET	UNITS/ PALLET	WEIGHT/ PALLET
CORNER		6 x 16 x 8	-	-	2	20	1254
CAP		3 x 7 / 8 x 13½	-	-	4	144	3258
CAP END		3 x 8 x 13½	-	-	2	36	1504
WALL END		6 x 8 x 11	-	-	2	42	1550





CELTIC WALL			SQFT/ PALLET	SQFT/ LAYER	LAYER/ PALLET	UNITS/ PALLET	WEIGHT/ PALLET
RETAINING WALL		5⅞ x 6½ x 8⅞	This is a mixed pallet build. There is no guarantee that each pallet is the same				
		5⅞ x 10½ x 8⅞					
		5⅞ x 13¾ x 8⅞					
		5⅞ x 17 x 8⅞					
<b>TOTAL</b>			<b>39</b>	<b>7.8</b>	<b>5</b>	<b>-</b>	<b>3802</b>




FREESTANDING WALL		5⅞ x 6½ x 8⅞	This is a mixed pallet build. There is no guarantee that each pallet is the same				
		5⅞ x 10½ x 8⅞					
		5⅞ x 13¾ x 8⅞					
		5⅞ x 17 x 8⅞					
<b>TOTAL</b>			<b>36.8</b>	<b>7.36</b>	<b>5</b>	<b>-</b>	<b>3604</b>




DIAMOND® 10DS			SQFT/ PALLET	SQFT/ LAYER	LAYER/ PALLET	UNITS/ PALLET	UNITS/ LAYER	UNITS/ SQFT	WEIGHT/ UNIT	WEIGHT/ PALLET
BLOCK		6 x 17¼ x 10	43.2	8.64	5	60	12	1.39	-	3154








## WALLS PALLET INFORMATION / ESTIMATING CHART



DIAMOND PRO® PS QUARRIED		SQFT/ PALLET	SQFT/ LAYER	LAYER/ PALLET	UNITS/ PALLET	WEIGHT/ PALLET
BLOCK	 8 x 18 x 12	48	12	4	48	3616
CORNER	 8 x 18 x 9	40	10	4	20	2300
4" CAP	 4 x 17¼ / 12 x 10½	25.38	2.82	9	54	3078
PINS	 5" L x .05" dia.	-	-	-	100 per box	-


DIAMOND PRO® STONE CUT		SQFT/ PALLET	SQFT/ LAYER	LAYER/ PALLET	UNITS/ PALLET	WEIGHT/ PALLET
BLOCK	 8 x 18 x 12	Crofton: 40 Richmond: 45	Crofton: 10 Richmond: 9	Crofton: 4 Richmond: 5	Crofton: 40 Richmond: 45	Crofton: 4060 Richmond: 3510
CORNER	 8 x 18 x 9	Crofton: 30 Richmond: 20	Crofton: 7.5 Richmond: 10	Crofton: 4 Richmond: 2	Crofton: 40 Richmond: 20	Crofton: 2030 Richmond: 2060
4" UNI CAP	 4 x 16 x 12	Crofton: 34 Richmond: 26.4	Crofton: 3.8 Richmond: 4.4	Crofton: 9 Richmond: 6	Crofton: 72 Richmond: 60	Crofton: 4125 Richmond: 3590


HIGHLAND STONE®		SQFT/ PALLET	SQFT/ LAYER	LAYER/ PALLET	UNITS/ PALLET	WEIGHT/ PALLET
6" RETAINING	 6 x 6 x 12	4	0.8	5	16	-
	 6 x 12 x 12	8	1.6	5	16	-
	 6 x 18 x 12	12	2.4	5	16	-
TOTAL		24	6	4	48	2808

## WALLS PALLET INFORMATION / ESTIMATING CHART

HIGHLAND STONE® CON'T		SQFT/ PALLET	SQFT/ LAYER	LAYER/ PALLET	UNITS/ PALLET	WEIGHT/ PALLET
6" FREESTANDING	 6 x 6 / 4 x 9	4	0.8	5	20	-
	 6 x 12 / 10 x 9	9	1.8	5	20	-
	 6 x 18 / 16 x 9	14	2.8	5	20	-
TOTAL		27	5.4	5	60	2808
CORNER	 6 x 18 x 9	30	7.5	4	40	3060
XL CAP	 3 x 18 / 12 x 13	22.32	2.79	8	72	3312











MELVILLE™ WALL		SQFT/ PALLET	SQFT/ LAYER	LAYER/ PALLET	UNITS/ PALLET	WEIGHT/ PALLET
WALL UNIT	 4 x 20 x 10	26.6	4.44	6	48	3060
CAP	 2 x 20 x 13	16.8	1.68	10	60	2500

WESTON STONE™		SQFT/ PALLET	SQFT/ LAYER	LAYER/ PALLET	UNITS/ PALLET	WEIGHT/ PALLET
UNIVERSAL	 4 x 12 x 8	40	6.7	6	120	3480


U START BASE BLOCK		SQFT/ PALLET	SQFT/ LAYER	LAYER/ PALLET	UNITS/ PALLET	WEIGHT/ PALLET
BLOCK	 3½ x 18¾ x 12	86.3	10.7875	8	56	2777





## CAPS, COPING, COLUMNS & CURBS PALLET INFORMATION / ESTIMATING CHART

COLUMN CAPS		SQFT/ PALLET	SQFT/ LAYER	LAYER/ PALLET	UNITS/ PALLET	WEIGHT/ PALLET
FLAT ROCK	 32 x 32 x 2¼	-	-	10	10	1800
LIGHT TOP	 32 x 32 x 4½	-	-	2	2	500
PEAKED ROCK	 32 x 32 x 4½	-	-	2	2	560
COPING STONE		SQFT/ PALLET	SQFT/ LAYER	LAYER/ PALLET	UNITS/ PALLET	WEIGHT/ PALLET
STONE	 9 x 12 x 2¾	81	27	3	108	2106
CURB STONE		SQFT/ PALLET	SQFT/ LAYER	LAYER/ PALLET	UNITS/ PALLET	WEIGHT/ PALLET
STONE	 8 x 4 x 8	79.92	13.32	6	180	2340
HENLEY COLLECTION		SQFT/ PALLET	SQFT/ LAYER	LAYER/ PALLET	UNITS/ PALLET	WEIGHT/ PALLET
PIER CAP	 26 x 26 x 2½	-	-	6	12	1752
	 28 x 28 x 2½	-	-	6	12	2100
	 30 x 30 x 2½	-	-	6	6	1170
HIGHLAND STONE® COLUMN KIT		SQFT/ PALLET	SQFT/ LAYER	LAYER/ PALLET	UNITS/ PALLET	WEIGHT/ PALLET
STONE	 18 x 9 x 6	30	7.5	4	40	3060
MARINA® COPING		SQFT/ PALLET	SQFT/ LAYER	LAYER/ PALLET	UNITS/ PALLET	WEIGHT/ PALLET
60MM	 5½ x 11½ x 2¾	81	20.25	4	168	2106



## CAPS, COPING, COLUMNS & CURBS PALLET INFORMATION / ESTIMATING CHART

UNICO		GROSS WEIGHT / BOX	PIECES / BOX	SQ FT / BOX	BOXES / FULL PALLET	LN FT / PALLET	PALLET GROSS WEIGHT	
UNICO		12.99 x 23.54 x ¾	24 kg / 52 lbs	3	6.37	40	254.82	943 kg / 2080 lbs

## STEPS PALLET INFORMATION / ESTIMATING CHART

LANDINGS™ STEP		SQFT/ PALLET	SQFT/ LAYER	LAYER/ PALLET	UNITS/ PALLET	WEIGHT/ PALLET
STEP UNIT	 6 x 48 x 18	-	-	1	2	870
LANDSCAPE STEP		SQFT/ PALLET	SQFT/ LAYER	LAYER/ PALLET	UNITS/ PALLET	WEIGHT/ PALLET
STEP	 48 x 16 x 6	-	-	5	10	4220

## FIRE FEATURES PALLET INFORMATION / ESTIMATING CHART

ASPEN STONE® FIRE PIT KIT		UNITS/ PALLET	WEIGHT/ PALLET
KIT	 42 x 28 x 20	1	1392
CAP*	 47 x 10 x 2½	3	135

\*Sold separately





## FIRE FEATURES PALLET INFORMATION / ESTIMATING CHART



<b>BORDEAUX™ SERIES</b>	BODY / ACCENT COLOR	ITEM CODE	UNIT WEIGHT
Fireplace	Sienna / Buff	70300791	4200
Wood Boxes	Sienna / Buff	13140001	3070
Grill Island (NG)	Sienna / Buff	70583280	3055
Grill Island (LP)	Sienna / Buff	13110010	3055
Fireplace	Sienna / Midnight	13070014	4200
Wood Boxes	Sienna / Midnight	13140020	3070
Brick Oven	Sienna / Midnight	13000014	6215
Grill Island (NG)	Sienna / Midnight	13110014	3055
Grill Island (LP)	Sienna / Midnight	13110015	3055
Linear Fireplace	Midnight / Buff	13000202	4000
Fireplace	Midnight / Pewter	-	4200
Wood Boxes	Midnight / Pewter	-	3070
Linear Fireplace	Midnight / Pewter	13000020	4000



<b>BRISTOL™ SERIES</b>	BODY / ACCENT COLOR	ITEM CODE	UNIT WEIGHT
Fireplace	Gascony / Ashbury	70580261	7245
Wood Boxes	Gascony / Ashbury	70580334	3950
Hearth	Gascony / Ashbury	70580262	1180
Grill Island (NG)	Gascony / Ashbury	13110008	4125
Grill Island (LP)	Gascony / Ashbury	11130250	4125
Fireplace	Cotswold / Brookstone	70580312	7245
Wood Boxes	Cotswold / Brookstone	70580534	3950
Hearth	Cotswold / Brookstone	70580309	1180
Grill Island (NG)	Cotswold / Brookstone	13110009	4125
Grill Island (LP)	Cotswold / Brookstone	13110256	4125

## FIRE FEATURES PALLET INFORMATION / ESTIMATING CHART



<b>HIGHLAND STONE® FIRE PIT KIT</b>		UNITS/ PALLET	WEIGHT/ PALLET
<b>KIT</b>	 63 x 46 x 23 1/2"	1	1900
<b>CAP*</b>	 66 x 12 x 2 1/2"	8	200

\*Sold separately

<b>WESTON STONE™ FIRE PIT KIT - CROFTON</b>		UNITS/ PALLET	WEIGHT/ PALLET
<b>ROUND</b>	 4'7" outside dimension	1	1548
<b>SQUARE</b>	 4'10" outside dimension	1	1488

<b>WESTON STONE™ FIRE PIT KIT - RICHMOND</b>		UNITS/ PALLET	WEIGHT/ PALLET
<b>KIT</b>	 61 x 45 x 20"	1	2170
<b>CAP*</b>	 66 x 12 x 2 1/2"	8	200

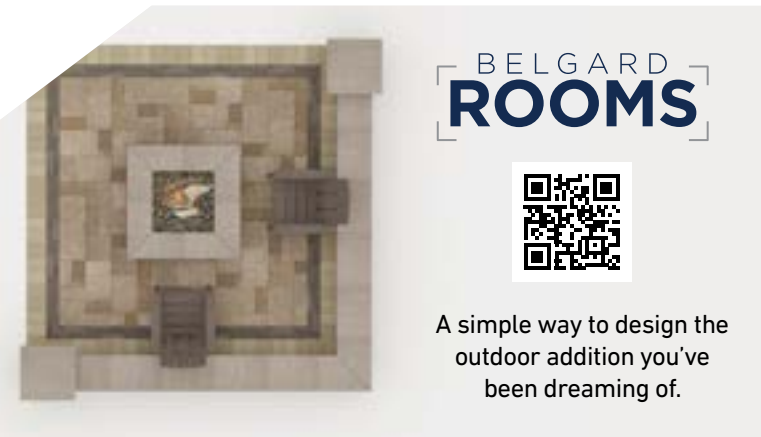
\*Sold separately

<b>WESTON STONE™ TRADITIONAL FIREPLACE</b>		UNITS/ PALLET	WEIGHT/ PALLET
<b>UNIT</b>	 52 x 60 x 100"	1	10,920
<b>WOOD BOXES</b>	 44 x 40 x 43"	1	4,100



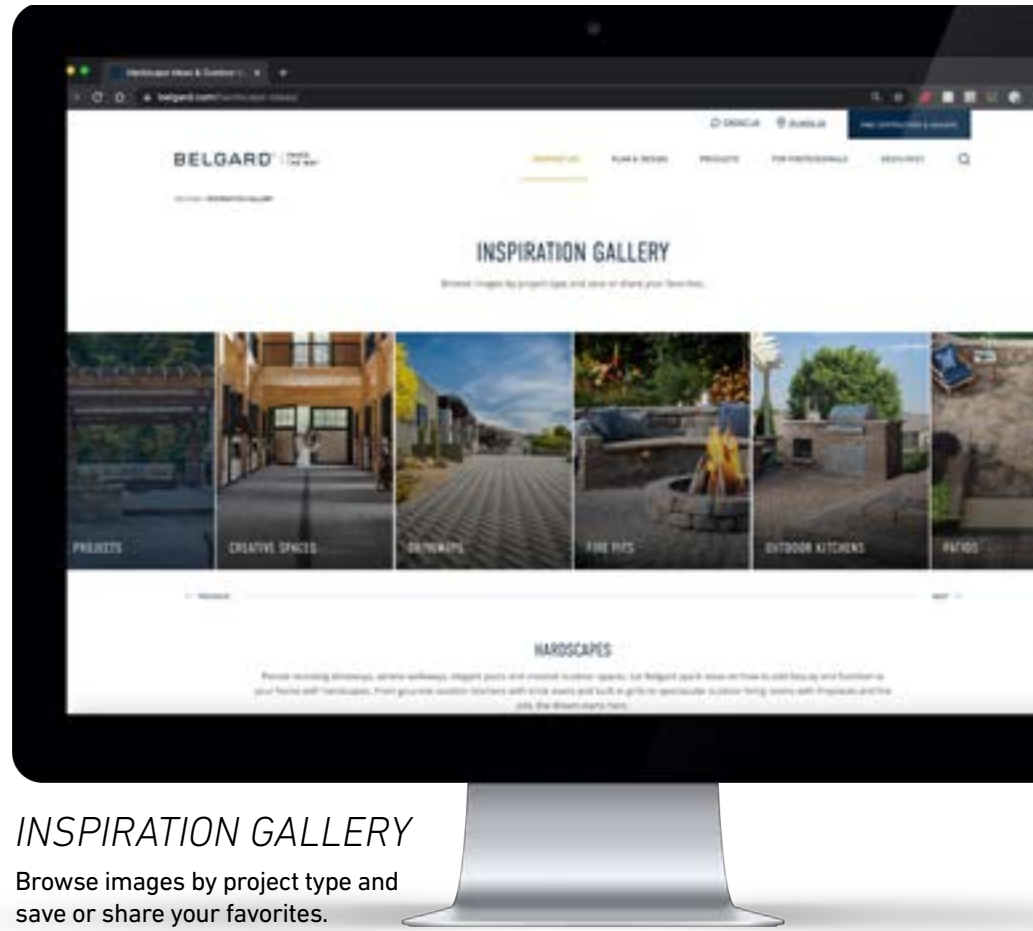
# RESOURCES

We offer an array of resources to help plan and design an outdoor living addition.



**BELGARD ROOMS**

A simple way to design the outdoor addition you've been dreaming of.




**INSPIRATION GALLERY**

Browse images by project type and save or share your favorites.



**OUTDOOR LIVING BY BELGARD BLOG**

The art of designing, living in, and loving outdoor spaces.



**INSPIRATION GALLERY**

Browse images by project type and save or share your favorites.

## PEACE OF MIND, GUARANTEED

### LIFETIME TRANSFERABLE LIMITED WARRANTY

Oldcastle® APG, Inc. ("Belgard") is proud to inform you that all of our interlocking concrete paver and retaining walls ("Products") meet and/or exceed the requirements of ASTM C-936 and ASTM C-1372. Belgard® guarantees its Products against these standards for the lifetime of the Product defined by ICPI. This guarantee does not apply to splitting, chipping or other breakage that could be caused by impact, abrasion or overloading. This warranty is transferable. The original proof of purchase is required.

This warranty is only valid if the material is installed under the guidelines of the ICPI (www.ICPI.org), The NCMA (www.ncma.org) or the Belgard Installation Guideline Manual. Improper installation voids this warranty. This warranty is for residential applications only and does not apply to commercial applications. It is recommended that the job be installed by a Belgard Contractor Program participant who guarantees their workmanship for a minimum of 3 years from the date of install. For warranty service, contact Belgard at 1-877-BELGARD. A service representative will investigate your claim within 10 business days. If the Belgard product fails to meet the specifications, Belgard will replace the defective product at no charge. Color matching cannot be guaranteed. Belgard will not be responsible for any replacement labor, consequential damages or incidental damages. This warranty gives you specific legal rights, and you may also have other rights which vary from state to state. Some states do not allow for the exclusion or limitation of incidental or consequential damages, so the above limitation or exclusion may not apply to you.

For specific information regarding warranty coverage and exclusions in regards to the Elements™ and Porcelain Paver products, please visit: Belgard.com/Warranty.









### MID-ATLANTIC LOCATION

**CROFTON**  
2630 Conway Rd.  
Odenton, MD 21113  
Ph: 301-261-0200

**RICHMOND**  
1231 Willis Road  
Richmond, VA 23237  
Ph: 800-321-9141













National Ph: 877-235-4273

## STAY CONNECTED

-  OutdoorLivingbyBelgard
-  BelgardOutdoorLiving
-  BelgardHardscapes
-  Belgard
-  Belgard
-  Belgard.com/Blog

## PRODUCT INDEX
















### PAVERS

-  Aqualine™ .....40
-  Dimensions™ .....16
-  Dublin Cobble® .....34
-  Eco Bay II .....42
-  Glocal .....48
-  Holland Stone .....38
-  London Cobble .....36
-  Mega-Arbel® Patio Slab .....32
-  Noon .....46
-  Origins™ .....24
-  Quarziti 2.0 .....44
-  Turfstone™ .....43

### WALLS

-  Ashlar Tandem™ .....56
-  Aspen Stone® .....70
-  Belair Wall® .....58
-  Celtik® Wall.....62
-  Diamond® 10DS .....66
-  Diamond Pro® Quarried Face.....60
-  Diamond Pro Stone Cut® .....71
-  Highland Stone® .....68
-  Melville™ Wall .....54
-  Weston Stone™ .....64

### CUSTOMIZE YOUR SPACE

-  Artforms™ .....12
-  Aspen Stone® Fire Pit Kit .....92
-  Bordeaux™ Series .....86
-  Bristol™ Series .....88
-  Column Caps .....75
-  Coping Stone.....77
-  Curbstone.....79
-  Henley Collection™ Pier Cap.....74
-  Highland Stone® Column Kit .....78
-  Landings™ Step .....82
-  Landscape Step.....83
-  Marina™ Coping .....76
-  Weston Stone™ Fire Pit Kit .....90
-  Weston Stone™ Fireplace.....91
-  Unico .....80

### COLLECTIONS LEGEND

-  Metropolitan Collection
-  Natural Collection
-  Heritage Collection
-  Legacy Collection
-  Environmental Collection
-  Porcelain Collection



**PROJECT GUIDE**

Everything you need to know about planning an outdoor living project.



**DIGITAL CATALOG**

Download or share a digital version of this catalog.



**RESOURCE GUIDE**

Installation tips, laying guides and estimating tools for contractors.







**BELGARD**<sup>®</sup>  
PAVES THE WAY<sup>™</sup>

© Copyright 2021 Oldcastle APG, Inc. All Rights Reserved. BEL21-516

**BELGARD.COM**

PICTURED ON THE COVER: SHERBEYNS LANDSCAPE  
DIMENSIONS<sup>™</sup> 12 WITH BELGIAN COBBLE BORDER, HIGHLAND<sup>®</sup> STONE SEAT WALL WITH COPING  
STONE SEAT AND HIGHLAND<sup>®</sup> STONE CUSTOM FIREPIT